

3d⁴ design.

business & educational furniture



officefurniture

Choosing office furniture for your workplace should be a pleasure, not a chore.



3d4 design can offer:

- Furniture with a common theme
- The ability to match everything - desking, reception units, storage, conference and meeting furniture
- Super Fast Delivery - the majority of items shown in this book are available to you in just a few days

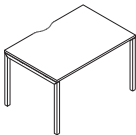
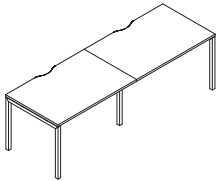
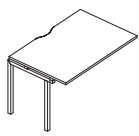
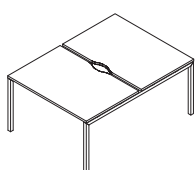
NovaBench

Beauty in simplicity. Nova combines clean and minimal aesthetics with great functionality.

The Nova shared leg system keeps costs and assembly time down to a minimum. Recessed legs on all central locations make for clear, easy working. Three desktop options - scoop back for easy, low-cost cable management, tops with cutouts for large cable ports or straight tops for the ultimate in clean lines - all at the same price.

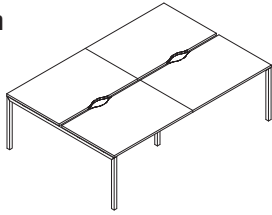
N.B. The furniture shown here is just a small section of the Nova range - please ask for our full Range Guide.



Desking		Code	Description, Width (mm)	Depth (mm)*	Height (mm)	7-10 days	RRP (£)
Desk		DNA125	Desk with scoop back, W1200	800	720		252.00
		DNA145	Desk with scoop back, W1400	800	720		264.00
		DNA165	Desk with scoop back, W1600	800	720		280.00
		DNA185	Desk with scoop back, W1800	800	720		292.00
*700mm deep desktops also available POA							
2 Desk Long Bench		DNS248	2 desk long bench with scoop backs, W2400	800	720		456.00
		DNS288	2 desk long bench with scoop backs, W2800	800	720		484.00
		DNS328	2 desk long bench with scoop backs, W3200	800	720		512.00
		DNS368	2 desk long bench with scoop backs, W3600	800	720		540.00
*700mm deep desktops also available POA							
Extension For Long Bench		DND128	Long bench extension desk with scoop back, W1200	800	720		208.00
		DND148	Long bench extension desk with scoop back, W1400	800	720		216.00
		DND168	Long bench extension desk with scoop back, W1600	800	720		232.00
		DND188	Long bench extension desk with scoop back, W1800	800	720		248.00
*700mm deep desktops also available POA							
2 Desk Square Bench		DNS126	2 desk square bench with scoop backs, W1200	1640	720		436.00
		DNS146	2 desk square bench with scoop backs, W1400	1640	720		460.00
		DNS166	2 desk square bench with scoop backs, W1600	1640	720		488.00
		DNS186	2 desk square bench with scoop backs, W1800	1640	720		512.00
*700mm deep desktops also available POA							

Nova Desking

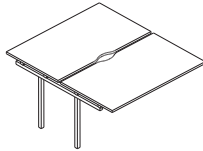
4 Desk Square Bench



Code	Description, Width (mm)	Depth (mm)*	Height (mm)	7-10 days	RRP (£)
DNS247	4 desk square bench with scoop backs, W2400	1640	720		788.00
DNS287	4 desk square bench with scoop backs, W2800	1640	720		844.00
DNS327	4 desk square bench with scoop backs, W3200	1640	720		904.00
DNA367	4 desk square bench with scoop backs, W3600	1640	720		980.00

*700mm deep desktops also available POA

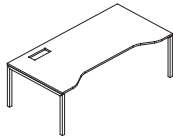
Extension For Square Bench



DND127	Square bench extension desk with scoop back, W1200	1640	720		372.00
DND147	Square bench extension desk with scoop back, W1400	1640	720		396.00
DND167	Square bench extension desk with scoop back, W1600	1640	720		424.00
DND187	Square bench extension desk with scoop back, W1800	1640	720		452.00

*700mm deep desktops also available POA

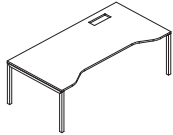
Double Wave Desk



BNA184	Double wave desk with L/H cable cut-out*, W1800	1000	720		360.00
BNA204	Double wave desk with L/H cable cut-out*, W2000	1000	720		376.00

*Cable port inserts must be purchased separately - see below

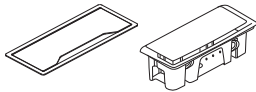
Double Wave Desk



BNA185	Double wave desk with R/H cable cut-out*, W1800	1000	720		360.00
BNA205	Double wave desk with R/H cable cut-out*, W2000	1000	720		376.00

*Cable port inserts must be purchased separately - see below

Cable Ports

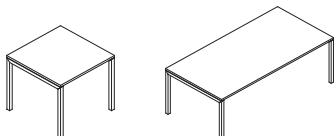

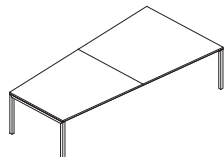
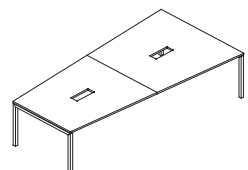
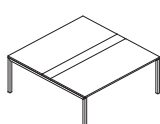
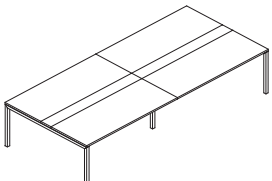


ZNZ010	Metal frame with lid, open base, W320	130	25		36.00
ZNZ011	Plastic box with lid, W320	130	100		100.00



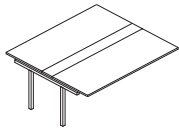
fast track product selector
 7-10 day delivery
 Ticked items available in Beech MFC for fast delivery



Conference Tables		Code	Description, Width (mm)	Depth (mm)	Height (mm)	7-10 days	RRP (£)
Conference Table 	CNM080	Square table, W800	800	720		236.00	
	CNM120	Square table, W1200	1200	720		340.00	
	CNM141	Rectangular table, W1400	1000	720		296.00	
	CNM161	Rectangular table, W1600	1000	720		312.00	
	BNA180	Rectangular table, W1800	1000	720		332.00	
	BNA200	Rectangular table, W2000	1000	720		352.00	
Conference Table 	CNM100	Circular table, Ø1000	1000	720		236.00	
Conference Table 	CNM320	Wedge shaped table, W3200	1000/1450	720		648.00	
Conference Table With Cut-out For Wire Management 	CNM321	Wedge shaped table with cable cut-outs*, W3200	1000/1450	720		648.00	
		*See page 5 for cable cut-out inserts.					
Square Conference Table 	CNM143	Square table with space for central insert*, W1400	1640	720		452.00	
	CNM163	Square table with space for central insert*, W1600	1640	720		484.00	
		*N.B. Central insert must be purchased separately - see next page					
Large Conference Table 	CNM280	Large table with space for central insert*, W2800	1640	720		828.00	
	CNM163	Large table with space for central insert*, W3200	1640	720		896.00	
		*N.B. Central insert must be purchased separately - see next page					

Conference Tables continued

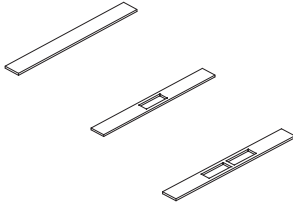
Extension For Conference Table



Code	Description, Width (mm)	Depth (mm)	Height (mm)	7-10 days	RRP (£)
CNM144	Extension for large table with space for central insert*, W1400	1640	720		388.00
CNM164	Extension for large table with space for central insert*, W1600	1640	720		416.00

*N.B. Central insert must be purchased separately - see below

Inserts

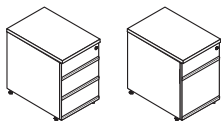


ZNZ001	Insert, W1400	180	25		84.00
ZNZ002	Insert, W1600	180	25		88.00
ZNZ004	Insert with 1 cut-out for wire management, W1400	180	25		88.00
ZNZ005	Insert with 1 cut-out for wire management, W1600	180	25		92.00
ZNZ007	Insert with 2 cut-outs for wire management, W1400	180	25		92.00
ZNZ008	Insert with 2 cut-outs for wire management, W1600	180	25		96.00

*See page 5 for cable cut-out inserts.

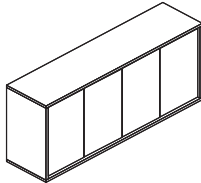
Desk Height Storage

Mobile Pedestals (Heavy Duty Metal Drawers)



Code	Description, Width (mm)	Depth (mm)	Height (mm)	7-10 days	RRP (£)
DNF632	3 drawers, central locking, W428	600	564		276.00
DNF626	2 drawers inc. file drawer, central locking, W428	600	564		304.00

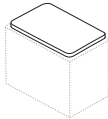
Executive Cabinet With Shelves



BQL201	4 sliding door cupboard with shelves, W1615	410	750		476.00
---------------	---	-----	-----	--	---------------

For more storage options see Combo range on pages 24-27 including matching Nova leg option

Cushion For Pedestal Top



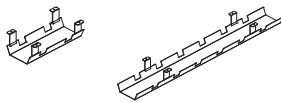
DNZ002	*Cushion for pedestal top, velcro fix				60.00
---------------	---------------------------------------	--	--	--	--------------

*N.B. Various fabric colours available, please enquire for details



Accessories

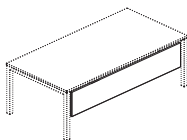
Cable Trays



Code	Description, Width (mm)	Depth (mm)	Height (mm)	7-10 days	RRP (£)
DNZ003	Cable tray for central cable dump, W340	180	110		28.00
DNZ004	Cable tray for central cable dump, W1080	180	110		49.00

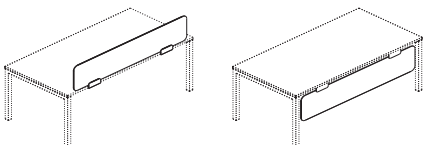
For standard cable trays see page 9

MFC Modesty Panels



DNH120	MFC modesty panel, W1200		350		32.00
DNH140	MFC modesty panel, W1400		350		36.00
DNH160	MFC modesty panel, W1600		350		40.00
DNH180	MFC modesty panel, W1800		350		44.00
DNH200	MFC modesty panel, W2000		350		48.00

Perspex Screens



DNK124	Perspex screen/modesty panel, W1200		350		156.00
DNK144	Perspex screen/modesty panel, W1400		350		172.00
DNK164	Perspex screen/modesty panel, W1600		350		192.00
DNK184	Perspex screen/modesty panel, W1800		350		216.00
DNK204	Perspex screen/modesty panel, W2000		350		240.00

Full range of Nova fabric screens also available - see Nova full range guide

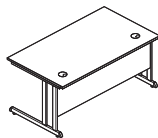
OptoExtra

A superb range of cantilever twin leg desking with optional cable riser inserts.

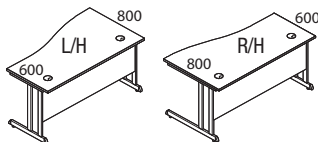
This attractive range includes almost 30 different desk shapes and sizes to fit every situation. Optional cable riser leg inserts give an enhanced appearance and usefulness all at a price to please every budget. Quality 25mm tops in a choice of eight finishes.



Workstations	Code	Description, Width (mm)	Depth (mm)	Height (mm)	7-10 days	RRP (£)
Straight	DCA081	Straight, W800	800	720	✓	130.00
	DCA101	Straight, W1000	800	720	✓	143.00
	DCA121	Straight, W1200	800	720	✓	156.00
	DCA141	Straight, W1400	800	720	✓	165.00
	DCA161	Straight, W1600	800	720	✓	178.00
	DCA181	Straight, W1800	800	720	✓	194.00

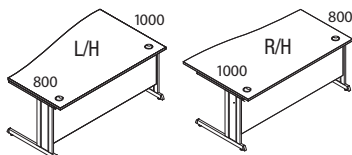


Wave 800

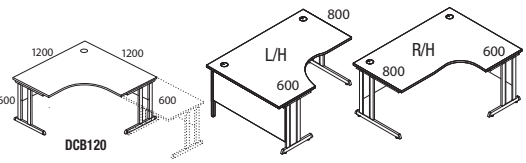


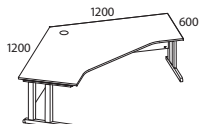
DCR123	Wave R/H, W1200	600/800	720		175.00
DCL123	Wave L/H, W1200	600/800	720		175.00
DCR143	Wave R/H, W1400	600/800	720		191.00
DCL143	Wave L/H, W1400	600/800	720		191.00
DCR163	Wave R/H, W1600	600/800	720		204.00
DCL163	Wave L/H, W1600	600/800	720		204.00

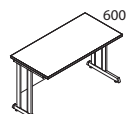
Wave 1000

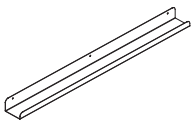



DCR122	Wave R/H, W1200	800/1000	720		191.00
DCL122	Wave L/H, W1200	800/1000	720		191.00
DCR142	Wave R/H, W1400	800/1000	720	✓	204.00
DCL142	Wave L/H, W1400	800/1000	720	✓	204.00
DCR162	Wave R/H, W1600	800/1000	720	✓	207.00
DCL162	Wave L/H, W1600	800/1000	720	✓	207.00


Workstations	Code	Description, Width (mm)	Depth (mm)	Height (mm)	7-10 days	RRP (£)
Crescent 	DCR141	Crescent R/H, W1400	800/1200	720	✓	232.00
	DCL141	Crescent L/H, W1400	800/1200	720	✓	232.00
	DCR161	Crescent R/H, W1600	800/1200	720	✓	235.00
	DCL161	Crescent L/H, W1600	800/1200	720	✓	235.00
	DCR181	Crescent R/H, W1800	800/1200	720	✓	258.00
	DCL181	Crescent L/H, W1800	800/1200	720	✓	258.00
	DCB120	Symmetrical corner, W1200	600/1200	720	✓	219.00

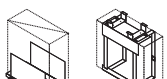
120° Workstation 	DCB200	120° workstation, W2076	600/1118	720		273.00
--	---------------	-------------------------	----------	-----	--	---------------

Workstation Extensions	Code	Description, Width (mm)	Depth (mm)	Height (mm)	7-10 days	RRP (£)
Supplementary unit with full depth leg frames. 	DCD081	Full depth leg, freestanding, W800	600	720	✓	118.00
	DCD101	Full depth leg, freestanding, W1000	600	720	✓	124.00
	DCD121	Full depth leg, freestanding, W1200	600	720	✓	140.00


Cable Management	Code	Description, Width (mm)	Depth (mm)	Height (mm)	7-10 days	RRP (£)
Cable Trays Silver metal, attached to modesty panel 	DZZ082	Cable tray for 800mm desk, W430	75	90	✓	16.00
	DZZ102	Cable tray for 1000mm desk, W630	75	90	✓	19.00
	DZZ122	Cable tray for 1200mm desk, W830	75	90	✓	22.00
	DZZ142	Cable tray for 1400mm desk, W1030	75	90	✓	25.00
	DZZ162	Cable tray for 1600mm desk, W1230	75	90	✓	29.00
	DZZ182	Cable tray for 1800mm desk, W1430	75	90	✓	32.00

Cable Port 	ZZZ022	*Extra cable port, 80mm diameter *Price does not include installation	80	-	✓	4.00
--	---------------	--	----	---	---	-------------

Vertical Cable Management 	DCZ001	Silver plastic leg insert for cable management	-	-	✓	16.00
	ZZZ009	Silver plastic cable duct	-	-	✓	48.00

CPU Holders 	ZZZ007	Silver metal, mobile CPU holder, W250	447	250	✓	41.00
	ZZZ008	CPU holder with belts	-	-	✓	51.00




fast track product selector
 7-10 day delivery
Ticked items available in Beech MFC for fast delivery

Opto

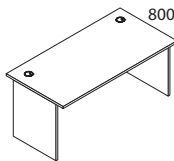
A complete and versatile range of well-priced, traditionally styled office furniture.

25mm work tops with 3mm edging, solid 25mm leg and modesty panels. Eight finishes to choose from and a complete range of matching pedestals, storage and meeting tables (see later pages). Cable trays also available (see page 9).

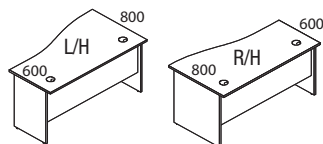


Workstations

	Code	Description, Width (mm)	Depth (mm)	Height (mm)	7-10 days	RRP (£)
Straight	DDA081	Straight, W800	800	720	✓	111.00
	DDA101	Straight, W1000	800	720	✓	124.00
	DDA121	Straight, W1200	800	720	✓	137.00
	DDA141	Straight, W1400	800	720	✓	146.00
	DDA161	Straight, W1600	800	720	✓	158.00
	DDA181	Straight, W1800	800	720	✓	175.00

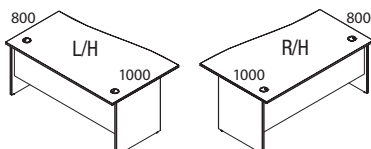


Wave 800

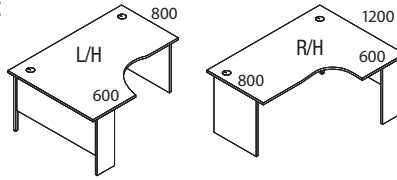


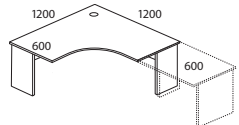
DDR123	Wave R/H, W1200	600/800	720		156.00
DDL123	Wave L/H, W1200	600/800	720		156.00
DDR143	Wave R/H, W1400	600/800	720		172.00
DDL143	Wave L/H, W1400	600/800	720		172.00
DDR163	Wave R/H, W1600	600/800	720		184.00
DDL163	Wave L/H, W1600	600/800	720		184.00

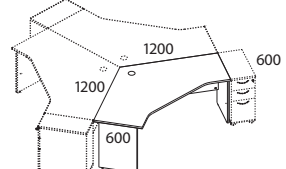
Wave 1000

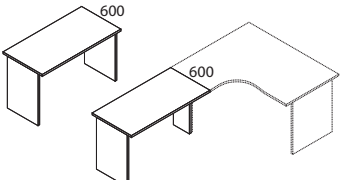


DDR122	Wave R/H, W1200	800/1000	720		172.00
DDL122	Wave L/H, W1200	800/1000	720		172.00
DDR142	Wave R/H, W1400	800/1000	720	✓	184.00
DDL142	Wave L/H, W1400	800/1000	720	✓	184.00
DDR162	Wave R/H, W1600	800/1000	720	✓	188.00
DDL162	Wave L/H, W1600	800/1000	720	✓	188.00

Workstations		Code	Description, Width (mm)	Depth (mm)	Height (mm)	7-10 days	RRP (£)
Crescent 	DDR141	Crescent R/H, W1400	800/1200	720	✓	207.00	
	DDL141	Crescent L/H, W1400	800/1200	720	✓	207.00	
	DDR161	Crescent R/H, W1600	800/1200	720	✓	210.00	
	DDL161	Crescent L/H, W1600	800/1200	720	✓	210.00	
	DDR181	Crescent R/H, W1800	800/1200	720	✓	232.00	
	DDL181	Crescent L/H, W1800	800/1200	720	✓	232.00	


Linking Corner 	DDB120	Symmetrical corner, W1200	600/1200	720	✓	200.00
--	---------------	---------------------------	----------	-----	---	---------------

120° Workstation 	DDB200	120° workstation, W2076	600/1118	720		254.00
--	---------------	-------------------------	----------	-----	--	---------------

Workstations Extensions		Code	Description, Width (mm)	Depth (mm)	Height (mm)	7-10 days	RRP (£)
Supplementary unit with either full size or recessed leg panels. 	DDD082	Full depth leg, freestanding, W800	600	720	✓	105.00	
	DDD102	Full depth leg, freestanding, W1000	600	720	✓	111.00	
	DDD122	Full depth leg, freestanding, W1200	600	720	✓	127.00	
	DDD081	Cut back leg, W800	600	720	✓	102.00	
	DDD101	Cut back leg, W1000	600	720	✓	108.00	
	DDD121	Cut back leg, W1200	600	720	✓	124.00	

Cable Management - see page 9




fast track product selector
 7-10 day delivery
Ticked items available in Beech MFC for fast delivery

Matching pedestals and desk height storage to complement all the Opus ranges.

A huge choice of pedestals to suit every requirement and situation – don't forget the purpose made pen trays. Desk height quadrant bookcases add a lovely finishing touch and can double as a meeting point. All desk height pedestals have height adjustable feet.

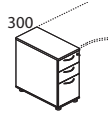


Pedestals		Code	Description, Width (mm)	Depth (mm)	Height (mm)	7-10 days	RRP (£)
Contract Fixed Pedestals White foil wrapped wooden drawer sides. Metal file frame, central locking.		PSP525	1S + 1F, W415	500	446	✓	118.00
		PSP532	3S, W415	500	446	✓	118.00
		PZZ014/5	Frame for attaching pedestal to pole leg desk/table	-	-	✓	10.00
Drawer types: S= Standard Drawer F= Filing Drawer							
Contract Low Mobile Pedestals White foil wrapped wooden drawer sides. Metal file frame, central locking, mobile castors.		PSP525M	1S + 1F, W415	500	510	✓	134.00
		PSP532M	3S, W415	500	510	✓	134.00
Drawer types: S= Standard Drawer F= Filing Drawer							
Contract Mobile Pedestals White foil wrapped wooden drawer sides. Metal file frame, central locking, mobile castors.		PSR535	2S + 1F, W415 (full depth file drawer)	500	638	✓	181.00
		PSR541	4S, W415	500	610	✓	175.00
Drawer types: S= Standard Drawer F= Filing Drawer							
Heavy Duty Mobile Pedestals Metal drawer sides and solid drawer bottoms, slim pen drawer. Metal file frame, central locking, mobile castors.		PUR635	1P + 1S + 1F, W430	600	600	✓	267.00
		PUR642	1P + 3S, W430	600	600	✓	289.00
Drawer types: P= Pen Drawer S= Standard Drawer F= Filing Drawer							
Contract Desk Height Pedestal White foil wrapped wooden drawer sides. Metal file frame. Central locking.		PSS637	2S + 1F, W415 (full depth file drawer)	600	720	✓	188.00
		PSS642	4S, W415	600	720	✓	207.00
		PSS837	2S + 1F, W415 (extra deep file drawer)	800	720	✓	261.00
Drawer types: S= Standard Drawer F= Filing Drawer							
Heavy Duty Desk Height Pedestals Metal drawer sides and metal file frame. Central locking, anti-tilt, solid drawer bottoms.		PUS635	2S + 1F, W430	600	720	✓	239.00
		PUS642	4S, W430	600	720	✓	315.00
		PUS835	2S + 1F, W430	800	720	✓	302.00
Drawer types: S= Standard Drawer F= Filing Drawer							

Pedestals	Code	Description, Width (mm)	Depth (mm)	Height (mm)	7-10 days	RRP (£)
-----------	------	-------------------------	------------	-------------	-----------	---------

Narrow Heavy Duty Desk Height Pedestal

Metal drawer sides and solid drawer bottoms, metal file frame, central locking, anti-tilt.



*(Special order for larger projects only).

PUS639	2S + 1F, W300	600	722		*POA
---------------	---------------	-----	-----	--	-------------

Drawer types: S= Standard Drawer F= Filing Drawer

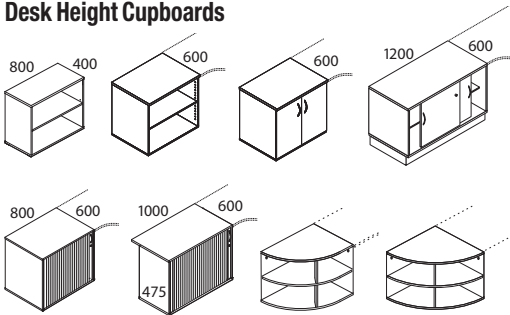
Pen Trays



Code	Description, Width (mm)	Depth (mm)	Height (mm)	7-10 days	RRP (£)
ZZZ004	For PSR and PSS pedestals, W335	235	-	✓	10.00
ZZZ006	For PUR and PUS pedestals, W368	250	-	✓	13.00

Desk Height Storage

Desk Height Cupboards

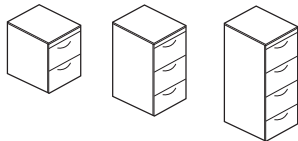


Code	Description, Width (mm)	Depth (mm)	Height (mm)	7-10 days	RRP (£)
PXA420	Shallow open front unit with 1 shelf, W800	400	720	✓	130.00
PXA620	Open front unit with 1 shelf, W800	600	720	✓	165.00
PXD620	Cupboard with locking doors & 1 shelf, W800	600	720	✓	248.00
PXL620	Lockable sliding doors. Internal shelf, W1200	600	720	✓	273.00
PXT620	Cupboard, silver tambour locking door & 1 shelf, W800	600	720	✓	344.00
U2T102	Deep tambour cupboard (empty)*, W1000	475/600	720	✓	344.00
PXA621	Quadrant bookcase (A4 files only) 1 shelf, W800	600	720	✓	208.00
PXA821	Quadrant bookcase (A4 files only) 1 shelf, W800	800	720	✓	246.00

*For deep tambour cupboard shelves and accessories - see page 27

Filing Cabinets

Foil wrapped full extension drawers. 50kg loading. Central locking with anti-tilt. Accepts A4 or foolscap files.



PEX627	2 Drawer, W500 (this cabinet is desk height)	600	720	✓	232.00
PEX637	3 Drawer, W500	600	1020	✓	308.00
PEX647	4 Drawer, W500	600	1320	✓	343.00



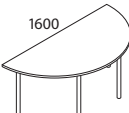
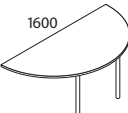
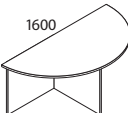
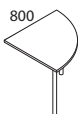
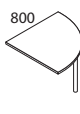



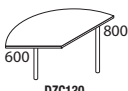
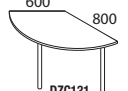
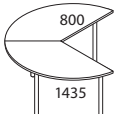
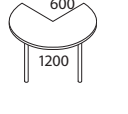
fast track product selector
 ✓ 7-10 day delivery
 Ticked items available in Beech MFC for fast delivery

OptoMeeting

Meeting, greeting, training. A flexible modular system of all shapes and sizes.

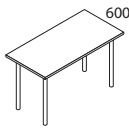
Whether it's a meeting point on the end of a desk or a complete flexible training room requirement we've got what you need. Individual tables for exams or training – no problem; a conference for 20 – just push the tables together, add some half round ends for an instant result. Choice of 8 MFC finishes as standard or 7 veneer finishes to special order (POA).



Desk Extensions & Meeting Points		Code	Description, Width (mm)	Depth (mm)	Height (mm)	7-10 days	RRP (£)
Meeting Ends		DZC180	Half round table, 4 leg, R800 180°	1600	720	✓	147.00
		DZC181	Half round table, 2 leg, R800 180°	1600	720	✓	134.00
		DDC180	Half round table, panel base, R800 180°	1600	720	✓	172.00
Quadrant Links		DZC900	Quarter round table, 2 leg, R800 90°	800	720	✓	86.00
		DZC901	Quarter round table, 1 leg, R800 90°	800	720	✓	80.00
		DDC900	Quarter round table, panel leg, R800 90°	800	720	✓	121.00
Meeting Ends		DZC183	Half round, linking, W800	400	720	✓	52.00
		DZC360	Bubble end, linking, W1100	1000	720	✓	127.00
135° Meeting Points		DZC130	135° left, W1223	635	720	✓	93.00
		DZC131	135° right, W1223	635	720	✓	93.00
270° Meeting Points		DZC270	270° for 800 end, W1435	1435	720	✓	187.00
		DZC271	270° for 600 end, W1200	1200	720	✓	136.00

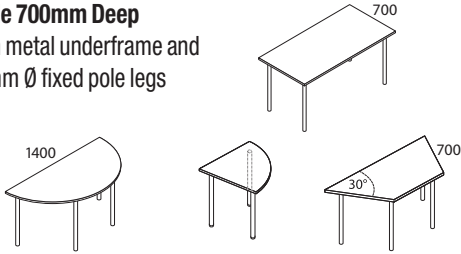
Tables - Fixed Pole Legs

Table 600mm Deep
With metal underframe and 50mm Ø fixed pole legs



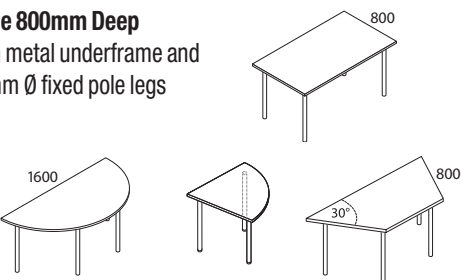
Code	Description, Width (mm)	Depth (mm)	Height (mm)	7-10 days	RRP (£)
DBD122	Rectangular table, 4 leg, W1200	600	720	✓	130.00

Table 700mm Deep
With metal underframe and 50mm Ø fixed pole legs



DBA122	Rectangular table, 4 leg, W1200	700	720		137.00
DBA142	Rectangular table, 4 leg, W1400	700	720	✓	149.00
DBA162	Rectangular table, 4 leg, W1600	700	720		162.00
DBC182	Half round table, 4 leg, W1400 (no metal underframe)	R700	720	✓	124.00
DBC903	Quadrant table, 3 leg, W700 (no metal underframe)	R700	720	✓	73.00
DBC184	Trapezoid table, 4 leg, W1400 (no metal underframe)	606	735	✓	140.00

Table 800mm Deep
With metal underframe and 50mm Ø fixed pole legs



DBA081	Rectangular table, 4 leg, W800	800	720		118.00
DBA121	Rectangular table, 4 leg, W1200	800	720	✓	146.00
DBA141	Rectangular table, 4 leg, W1400	800	720		159.00
DBA161	Rectangular table, 4 leg, W1600	800	720	✓	172.00
DBA181	Rectangular table, 4 leg, W1800	800	720	✓	188.00
DZC180	Half round table, 4 leg, W1600 (no metal underframe)	R800	720	✓	147.00
DZC903	Quadrant table, 3 leg, W800 (no metal underframe)	R800	720	✓	92.00
DZC184	Trapezoid table, 4 leg, W1600 (no metal underframe)	693	735	✓	160.00

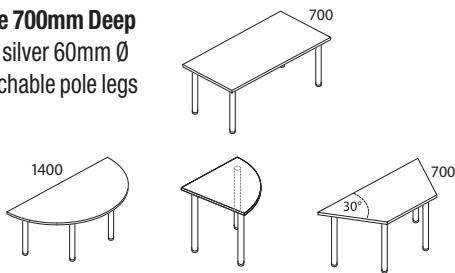


fast track product selector
7-10 day delivery
Ticked items available in Beech MFC for fast delivery



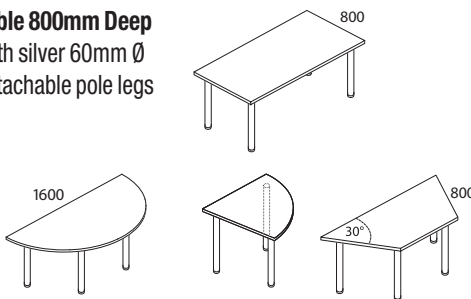
Tables - Detachable Pole Legs

Table 700mm Deep
With silver 60mm Ø detachable pole legs



Code	Description, Width (mm)	Depth (mm)	Height (mm)	7-10 days	RRP (£)
DPL122	Rectangular table, 4 leg, W1200	700	720		153.00
DPL142	Rectangular table, 4 leg, W1400	700	720		165.00
DPL162	Rectangular table, 4 leg, W1600	700	720		178.00
DPL182	Rectangular table, 4 leg, W1800	700	720		191.00
DPL183	Half round table, 4 leg, W1400	R700	720		170.00
DPL973	Quadrant table, 3 leg, W700	R700	720		109.00
DPL185	Trapezoid table, 4 leg, W1400	606	720		178.00

Table 800mm Deep
With silver 60mm Ø detachable pole legs



DPL081	Rectangular table, 4 leg, W800	800	720		144.00
DPL121	Rectangular table, 4 leg, W1200	800	720		165.00
DPL141	Rectangular table, 4 leg, W1400	800	720		178.00
DPL161	Rectangular table, 4 leg, W1600	800	720		187.00
DPL181	Rectangular table, 4 leg, W1800	800	720		204.00
DPL180	Half round table, 4 leg, W1600	R800	720		182.00
DPL903	Quadrant table, 3 leg, W800	R800	720		135.00
DPL184	Trapezoid table, 4 leg, W1600	693	720		195.00

Table Connectors



TC1-2	Fittings for desktop connection (1 set of 2 pcs)	-	✓	11.00
-------	--	---	---	-------

NB. 2 sets required per connection

Tables - Folding Legs		Code	Description, Width (mm)	Depth (mm)	Height (mm)	7-10 days	RRP (£)
Table 700mm Deep With silver folding legs		DZA122	Rectangular table, 2 leg, W1200	700	735		223.00
		DZA142	Rectangular table, 2 leg, W1400	700	735	✓	235.00
		DZA162	Rectangular table, 2 leg, W1600	700	735		248.00
		DZA182	Rectangular table, 2 leg, W1800	700	735		261.00
		DZA183	Half round table, 2 leg, W1400	700	735	✓	240.00
		DZA185	Trapezoid table, 2 leg, W1400	606	735	✓	248.00

For quadrant link please use pole leg DPL973

Table 800mm Deep With silver folding legs		DZA121	Rectangular table, 2 leg, W1200	800	720	✓	235.00
		DZA141	Rectangular table, 2 leg, W1400	800	720		248.00
		DZA161	Rectangular table, 2 leg, W1600	800	720	✓	257.00
		DZA181	Rectangular table, 2 leg, W1800	800	720	✓	273.00
		DZA180	Half round table, 2 leg, W1600	800	720	✓	252.00
		DZA184	Trapezoid table, 2 leg, W1600	693	720	✓	265.00

For quadrant link please use pole leg DPL903

Tables - Flip Top		Code	Description, Width (mm)	Depth (mm)	Height (mm)	7-10 days	RRP (£)
Table 700mm Deep With silver flip-top base with castors		DFT122	Rectangular table, 2 leg, W1200	700	720		325.00
		DFT142	Rectangular table, 2 leg, W1400	700	720	✓	338.00
		DFT162	Rectangular table, 2 leg, W1600	700	720		351.00
		DFT182	Rectangular table, 2 leg, W1800	700	720		364.00
		DFT183	Half round table, 2 leg, W1400	700	720	✓	342.00
		DFT185	Trapezoid table, 2 leg, W1400	606	720	✓	351.00

For quadrant link please use pole leg DPL973

Table 800mm Deep With silver flip-top base with castors		DFT121	Rectangular table, 2 leg, W1200	800	720	✓	338.00
		DFT141	Rectangular table, 2 leg, W1400	800	720		351.00
		DFT161	Rectangular table, 2 leg, W1600	800	720	✓	359.00
		DFT181	Rectangular table, 2 leg, W1800	800	720	✓	376.00
		DFT180	Half round table, 2 leg, W1600	800	720	✓	355.00
		DFT184	Trapezoid table, 2 leg, W1600	693	720	✓	368.00

For quadrant link please use pole leg DPL903





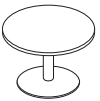
fast track product selector
 7-10 day delivery
Ticked items available in Beech MFC for fast delivery

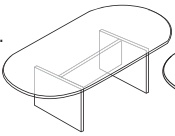
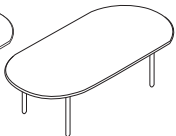
OptoConference

Smart and businesslike, Opto Conference tables are perfect for when you need a touch of class on a modest budget.

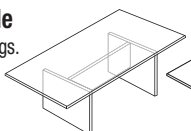
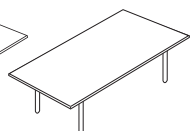
All our Opto Conference tables come with 25mm tops, 3mm lippings, a sturdy timber panel base or pole legs with a metal underframe. For an added touch of class why not have a pedestal column base?



Opto Meeting Tables		Code	Description	Depth (mm)	Height (mm)	7-10 days	RRP (£)
Round Table Choice of pole, panel or metal pedestal base.		CZM100	Pole leg, 1000mm diameter	1000	720	✓	165.00
		CZM120	Pole leg, 1200mm diameter	1200	720	✓	204.00
		CZM101	Panel leg, 1000mm diameter	1000	720	✓	229.00
		CZM121	Panel leg, 1200mm diameter	1200	720	✓	242.00
		COM090	Metal pedestal base, 900mm diameter	900	740	✓	334.00
		COM100	Metal pedestal base, 1000mm diameter	1000	740	✓	341.00
		COM120	Metal pedestal base, 1200mm diameter	1200	740	✓	361.00

D-Ended Table Choice of pole or panel legs. (for pedestal bases see page 22)		CZM201	Panel leg, L2000	1000	720	✓	326.00
		CZM241	Panel leg, L2400	1000	720	✓	377.00
		CZM200	Pole leg, L2000	1000	720	✓	365.00
		CZM240	Pole leg, L2400	1000	720	✓	420.00

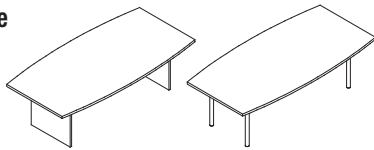
Pedestal base version also available - see page 22

Square-Ended Table Choice of pole or panel legs.		CZM203	Panel leg, L2000	1000	720	✓	317.00
		CZM202	Pole leg, L2000	1000	720	✓	366.00



Opto Meeting Tables continued

Barrel Top Table
Choice of pole or panel legs.



Code	Description	Depth (mm)	Height (mm)	7-10 days	RRP (£)
CZM243	Panel leg, L2400	1000/1200	720	✓	365.00
CZM242	Pole leg, L2400	1000/1200	720	✓	408.00

Opto Coffee Tables

Panel Base



Code	Description	Depth (mm)	Height (mm)	7-10 days	RRP (£)
ZZN603	Square MFC coffee table, W600	600	400	✓	98.00
ZZN100	Rectangular MFC coffee table, W1000	600	400	✓	123.00
ZZN651	Round MFC coffee table, 650mm diameter	650	400	✓	105.00

Glass
Stylish glass and chrome



RG110	Rectangular glass, with shelf, W1100	600	450	✓	233.00
RND050	Round glass, with tripod base, 500mm diameter	500	500	✓	158.00



UltimaConference

A modern, clean design with unique leg style and polished, chamfered edge solid MDF top.

25mm thick MDF tops with chamfered, polished edge. High pressure laminate (HPL) surface in a choice of 6 colours as standard (not Oak). Veneered tops are now also available - see opposite.



Ultima Conference Tables (HPL)		Code	Description, Length (mm)	Width (mm)	Height (mm)	7-10 days	RRP (£)
One Piece Tables		ZMN080	Round table 800mm diameter	800	735		232.00
		ZMN110	Round table 1100mm diameter	1100	735		292.00
		CMM180	Conference Table, L1800	900	735		379.00
Standard Table		CMM240	Conference Table, L2400	1200	735		563.00
Large Oval Table		CMM270	Metal pedestal base, L2690 Veneered version of CMM270 also available - POA	1746	735		953.00
Large Conference Table Can be extended further - see next item		CMM380	Conference Table, L3800	1200	735		932.00
Extension Table Can also be used as stand alone small table		CMM141	Supplementary Unit to extend CMM380, L1400	1200	735		369.00

Ultima Veneer

Same style, same quality, but with real wood veneers for that added touch of class - yet still eminently affordable.



Maple



Stained Cherry



Walnut

Ultima Conference Tables (Veneer)		Code	Description, Length (mm)	Width (mm)	Height (mm)	7-10 days	RRP (€)
One Piece Tables		ZMN080	Round table 800mm diameter	800	735		294.00
		ZMN110	Round table 1100mm diameter	1100	735		383.00
		CMM180	Conference Table, L1800	900	735		583.00
Standard Table		CMM240	Conference Table, L2400	1200	735		850.00
Large Conference Table	<p>Can be extended further - see next item</p>	CMM380	Conference Table, L3800	1200	735		1332.00
Extension Table	<p>Can also be used as stand alone small table</p>	CMM141	Supplementary Unit to extend CMM380, L1400	1200	735		524.00



ForumConference


The most versatile range of multi-size and shape conference tables on the market.

Endless size and shape possibilities, infinitely expandable and ideal for larger arrangements. Various standard set ups are listed here or using the tops and bases separately, any combination can be made.

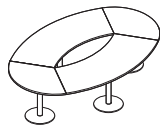
38mm tops and real wood veneers also available - POA.




Forum Conference Tables		Code	Description	Depth (mm)	Height (mm)	7-10 days	RRP (£)
D-Ended Table		COM200	Metal pedestal base, L2000	1000	740		736.00



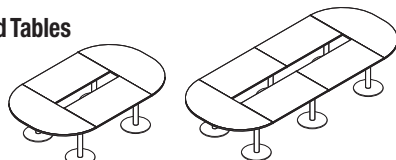
Oval Table		COM270	Metal pedestal base, L2690	1746	740		1294.00
-------------------	--	--------	----------------------------	------	-----	--	---------

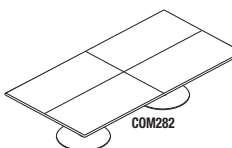
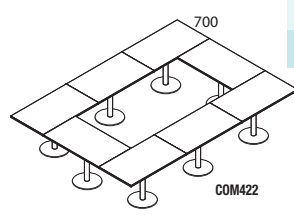


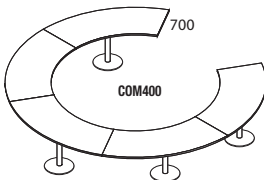
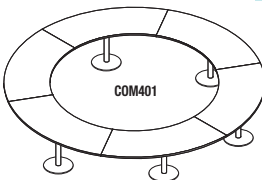
D-Ended Tables		COM280	Metal pedestal base, L2800	1400	740		920.00
		COM420	Metal pedestal base, L4200	1400	740		1383.00




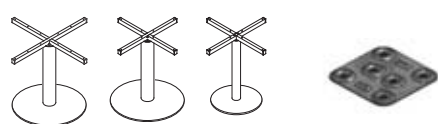
D-Ended Tables		COM281	Metal pedestal base, L2800	1600	740		1189.00
		COM421	Metal pedestal base, L4200	1600	740		1779.00




Forum Conference Tables		Code	Description, Length (mm)	Depth (mm)	Height (mm)	7-10 days	RRP (£)
Square Tables		COM282	Metal pedestal base, L2800	1400	740		854.00
		COM422	Metal pedestal base, L4200	2800	740		2177.00

Circular Tables		COM400	Metal pedestal base, L3980	3980	740		1547.00
		COM401	Metal pedestal base, L3980	3980	740		1860.00

Forum Tabletops		Code	Description, Length (mm)	Depth (mm)	Height (mm)	7-10 days	RRP (£)
		COP140	Rectangular Tabletop, L1400	700	-		68.00
		COP180	Semi-circular Tabletop, L1400	700	-		63.00
		COP181	Semi-circular Tabletop, L1600	700	-		72.00
		COP200	Radiused Tabletop, L1987	700/873	-		108.00

Forum Bases		Code	Description	Depth (mm)	Height (mm)	7-10 days	RRP (£)
		COT100	Base 700Ø, Pole 115Ø, Cross W900		715		POA
		COT101	Base 700Ø, Pole 115Ø, Cross W700		715		POA
		COT102	Base 500Ø, Pole 76Ø, Cross W700		715		POA
		COZ001	*Fittings for desktop connection (1 set of 2 pcs)		-		4.00

*NB. 2 sets of fittings are required per connection



This range also available with Ultima tops - POA

fast track product selector
 7-10 day delivery
 Ticked items available in Beech MFC for fast delivery

Uno Reception

A superb quality, value for money, basic range of reception units.

Available in LIGHT BEECH ONLY.

25mm tops to complement all the Opus ranges.

All modesty panels (even the curved ones) are 16mm thick – incredible quality.


Silver HPL kick-plates. Optional glass shelf.



Base Units		Code	Description, Width (mm)	Depth (mm)	Height (mm)	7-10 days	RRP (£)
Central Units		RNA081	Central unit, W800	800	720	✓	156.00
		RNA121	Central unit, W1200	800	720	✓	200.00
		RNA161	Central unit, W1600	800	720	✓	233.00
End Units		RNA082	End unit, universal handing, W800	800	720	✓	165.00
		RNA122	End unit, universal handing, W1200	800	720	✓	210.00
		RNA162	End unit, universal handing, W1600	800	720	✓	254.00
Central Unit For Disabled Access		RNA101	Central unit for disabled access, W1000	800	735		236.00
Curved Units		RNB901	90° curved unit, R800	800	720	✓	526.00
		RNB451	45° curved unit, R800	800	720	✓	471.00
Glass Shelves		Code	Description, Width (mm)	Depth (mm)	Height (mm)	7-10 days	RRP (£)
Open Front		GS8	Glass shelf, silver columns, W800	300	212		392.00
		GS12	Glass shelf, silver columns, W1200	300	212		580.00
		GS16	Glass shelf, silver columns, W1600	300	212		621.00



Upper Units		Code	Description, Width (mm)	Depth (mm)	Height (mm)	7-10 days	RRP (£)
Straight Sections		RNE081	Straight section, W800	350	420	✓	70.00
		RNE121	Straight section, W1200	350	420	✓	91.00
		RNE161	Straight section, W1600	350	420	✓	110.00
Curved Section		RNE901	90° curved section for RNB901	800	420	✓	386.00
		RNE451	45° curved section for RNB451	800	420	✓	348.00



Design and planning service available on all reception ranges

fast track product selector
7-10 day delivery
Ticked items available in Beech MFC for fast delivery

Salvo Reception

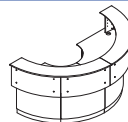
Clean, contemporary lines give a confident, professional impression your visitors are sure to remember.

Limitless layout options. Available at standard price in Beech, Birch and Walnut HPL finishes. Beech or Maple real veneer finishes available to order (POA). 25mm polished chamfered edge MDF tops. All modesty panels are 16mm thick (even the curved ones). Silver HPL kick-plates.



Reception Units

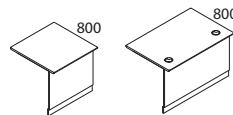
Complete Unit



Code	Description, Width (mm)	Depth (mm)	Height (mm)	7-10 days	RRP (£)
RSS181	With MDF/HPL upper unit modesty panels, R1275	1275	1135		2426.00
RSS081	*With glass upper unit modesty panels, R1275 *As illustrated opposite	1275	1135		2929.00

Base Units

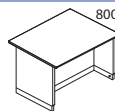
Straight Desktop & Modesty Panels



Code	Description, Width (mm)	Depth (mm)	Height (mm)	7-10 days	RRP (£)
RSA081	Top and modesty panel, W800	800	735		184.00
RSA122	Top and modesty panel, W1200	800	735		261.00

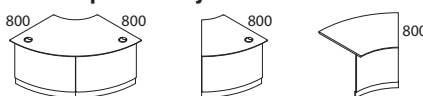
Must be either fitted to adjoining units or used with separate leg sets RST100 or RST200.

Central Unit for Disabled Access



RSA101	Central unit for disabled access, W1000	800	735		299.00
---------------	---	-----	-----	--	---------------

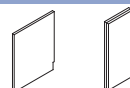
Curved Desktop & Modesty Panels



RSB901	90° top and modesty panel	R1195	735		582.00
RSB452	45° external radius top and modesty panel	R1195	735		305.00
RSB451	45° internal radius top and modesty panel	R700	735		305.00

Must be either fitted to adjoining units or used with separate leg sets RST100 or RST200.

Leg Sets



RST200	Set of legs for reception ends (2 pcs)	572	710		80.00
RST100	Set of central legs (2 pcs)	300	710		60.00

Drawer and Pen Tray



RSZ005	Fixed shallow drawer with lock, W458	374	75		47.00
ZZZ006	Pencil tray for drawer, W368	250	25		13.00

Upper Units		Code	Description, Width (mm)	Depth (mm)	Height (mm)	7-10 days	RRP (£)
Straight Sections With MFC modesty panels		RSE081	Upper unit with MFC modesty for RSA081, W800	300	400		178.00
		RSE121	Upper unit with MFC modesty for RSA122, W1200	300	400		210.00
Straight Sections With glass modesty panels		RSG081	Upper unit with glass modesty for RSA081, W800	300	400		204.00
		RSG121	Upper unit with glass modesty for RSA122, W1200	300	400		248.00
Curved Section With MFC modesty panels		RSE451	45° upper unit with MDF/HPL modesty for RSB452, RSB901	R1275	400		283.00
		RSE901	90° upper unit with MDF/HPL modesty for RSB901	R1275	400		563.00
		RSE452	45° upper unit with MDF/HPL modesty for RSB451	R620	400		216.00
Curved Section With glass modesty panels		RSG451	45° upper unit with glass modesty for RSB452, RSB901	R1275	400		426.00
		RSG901	90° upper unit with glass modesty for RSB901	R1275	400		814.00
Shelves		RSZ001	Shelves for upper units RSE451, RSE901	174	-		48.00
		RSZ002	Shelves for upper units RSE452	174	-		32.00
		RSZ003	Shelves for upper units RSE081	174	-		22.00
		RSZ004	Shelves for upper units RSE121	174	-		38.00

Design and planning service available on all reception ranges



fast track product selector
 7-10 day delivery
Ticked items available in Beech MFC for fast delivery

Seen something you like?

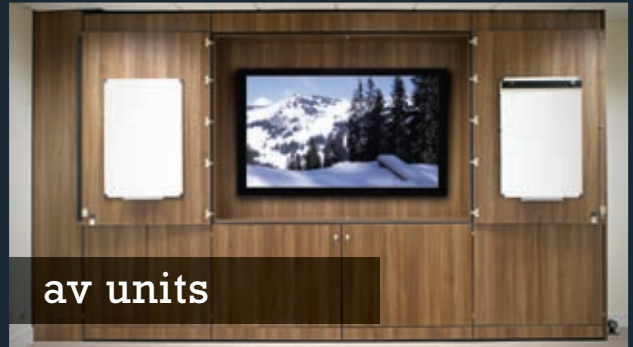
Be sure to contact us directly on

01908 240909

or email:

enquiries@3d4design.co.uk

Want to see more?



www.3d4design.co.uk



Unit 10, Broughton Grounds Lane, Broughton, Milton Keynes MK16 0HZ

Tel: 01908 240909 Email: enquiries@3d4design.co.uk

<http://www.3d4design.co.uk>

3d⁴design.

business & educational furniture

